



ZHEJIANG HANGCHA IMP. & EXP. CO., LTD.

Factory site: 666 Xiangfu Road,
Hangzhou, Zhejiang, China (311305)

Tel: +86-571-88926735 88926755
Fax: +86-571-88926789 88132890

sales@hcforklift.com
www.hcforklift.com



Follow us on
Facebook



Follow us on
YouTube



Follow us on
WeChat



ISO14001
ISO14001:2015



ISO9001
ISO9001:2015



HANGCHA trucks conform
to the European Safety
Requirements.

2019 VERSION 1 / COPYRIGHT 2019/07

HANGCHA GROUP CO., LTD. reserves the right to make any changes without notice concerning colors, equipment, or specifications detailed in this brochure, or to discontinue individual models. The colors of trucks, delivered may differ slightly from those in brochures.



J Series Electric Forklift Truck

with capacities of 5,000 to 8,500kg

The World of Hangcha



Appearance


/ Body choosing modern large circular arc streamline surface modeling, is in accordance with international design trend.

Comfortable

/ Soft landing system is applied for it, when the fork lows to 100-500mm to ground, the soft landing system is auto operated, it can avoid the forks dashing against the ground.

/ New dashboard is easy to see and provides friendly human-computer interaction with multiple functions.

/ Low noise, energy saving and no exhaust emission, all meet the environment friendly requirement.



/ Steering braking and lifting hydraulic adopts two independent hydraulic system, to ensure the braking performance, realize the joint operations.



/ The front-rear type designed battery layout technology provides excellent stability.



/ Ergonomically designed adjustable angle of steering wheel, and 150mm adjustable distance of seat, both provide better operator's comfort of different operators.



/ International advanced Full-AC controller can control the travelling, lifting, braking and turning action. It provides stable and accurate control, speed control performance is superior, regenerative braking, reverse connect braking, anti-slope and other functions, make the operation more efficient, safe and comfortable.

Standard specification

- / Full-AC motor & controller
- / Multi-function dashboard
- / Full electric controlled travelling, lifting, steering and braking
- / Front light system, turning indicator, combined rear light
- / Standard battery
- / Emergency switch
- / Reversing beeper
- / Full hydraulic steering and braking
- / Suspension seat
- / Soft landing system
- / 3m duplex wide view mast
- / Standard forks
- / Super elastic solid tyre
- / Left and right rear view mirror
- / Toolbox
- / Pin

Options

- / Big capacity import battery
- / Charger
- / Rear working light
- / 5-8t dual tyre
- / Colored solid tyre
- / Duplex mast with full free lift
- / Triplex mast with full free lift
- / Other length fork
- / Wider or higher load backrest
- / Attachments

Battery

Capacity(Ah/5h)	5t	5.5t	6t	7t	8/8.5t
560	●				
630	○	○			
640	○	●			
725	○	○	●		
735	○	○	○		
810	○	○	○	●	
840	○	○	○	○	
945	○	○	○	○	●

Note: ● STD. ○ OPT.




Small dimension solid tyre



You can open the door on each side, it make the motor, oil pump and electrical controller maintenance is very convenient, provide good waterproof and dustproof



New designed broad view mast provides better forward view ability



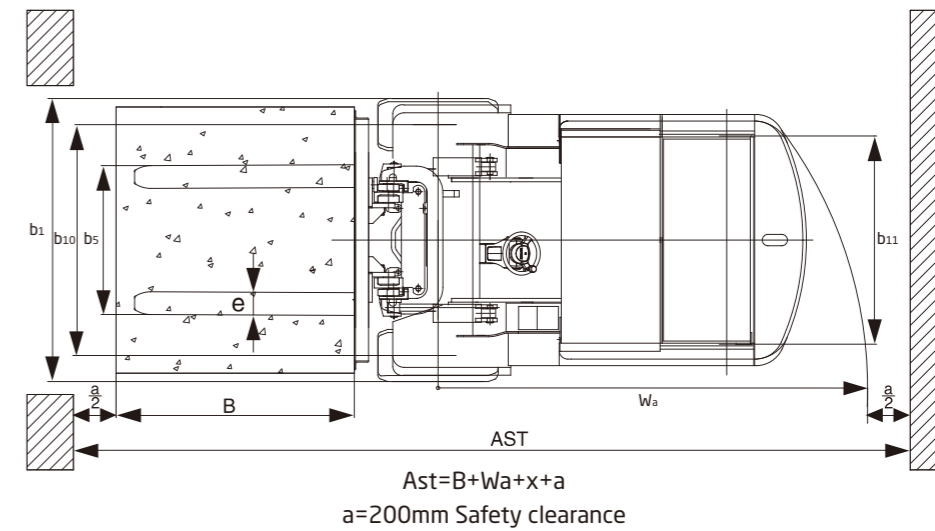
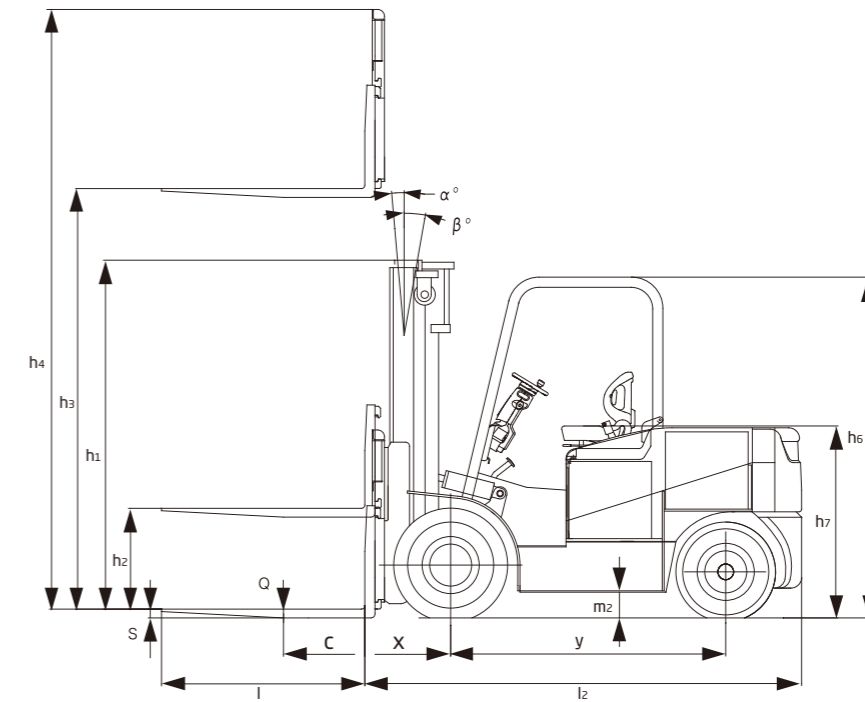
Human-computer interaction dashboard



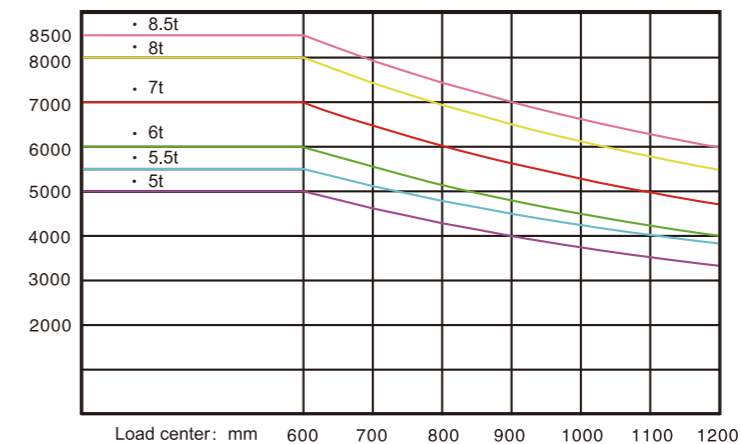
Full opened battery cover is easy for battery service

J series 5.0-8.5t electric forklift specification

Distinguishing mark	1.1	Manufacturer	HANGCHA GROUP CO.,LTD.						
	1.2	Manufacturers type designation	CPD50J	CPD55J	CPD60J	CPD70J	CPD80J	CPD85J	
	1.5	Load capacity/rated load	Q (kg)	5000	5500	6000	7000	8000	8500
	1.6	Load centre distance	c (mm)	600	600	600	600	600	600
	1.8	Load distance, centre of drive axle to fork	x (mm)	598.5	598.5	598.5	603.5	633.5	633.5
	1.9	Wheelbase	y (mm)	2030	2030	2030	2030	2030	2030
Weight	2.1	Service Weight (Include battery box)	kg	8900	9300	10020	10700	12200	12500
Tyres, chassis	3.2	Tyre size, front		300-15	300-15	355/65-15	355/65-15	355/50-20	8.25-15(X4)
	3.3	Tyre size, rear		28×9-15	28×9-15	250-15	250-15	250-15	250-15
	3.6/3.7	Tread(Front/Rear)	b10/b11mm	1611/1460	1611/1460	1574/1465	1574/1465	1623/1465	1489/1465
Dimensions	4.1	Tilt of mast/fork carriage forward/backward	$\alpha/\beta(^{\circ})$	5°/10°	5°/10°	5°/10°	5°/10°	5°/10°	5°/10°
	4.2	Height, mast lowered	h1 (mm)	2500	2500	2500	2500	2650	2650
	4.3	Free lift	h2 (mm)	160	160	160	160	175	175
	4.4	Lift	h3 (mm)	3000	3000	3000	3000	3000	3000
	4.5	Height, mast extended	h4 (mm)	4407	4407	4407	4407	4407	4407
	4.7	Height of overhead guard STD.	h6 (mm)	2515	2515	2515	2515	2515	2515
	4.8	Seat height	h7 (mm)	1380	1380	1380	1380	1380	1380
	4.20	Length to face of forks	l2 (mm)	3225	3225	3225	3225	3225	3445
	4.21	Overall width	b1 (mm)	1840	1840	1840	1840	1945	1970
	4.22	Fork dimensions ISO2331	s/e/l (mm)	60×150×1200	60×150×1200	60×150×1200	65×150×1200	65×200×1200	70×200×1200
	4.25	Distance between fork-arms	b5 (mm)	300/1700	300/1700	300/1700	300/1700	400/1700	400/1700
	4.32	Ground clearance, centre of wheelbase	m2 (mm)	190	190	190	190	190	190
	4.34.1	Aisle width for pallets 1000 x 1200 crossways	Ast (mm)	4850	4850	4850	4855	4885	4885
	4.34.2	Aisle width for pallets 800 x 1200 lengthways	Ast (mm)	5050	5050	5050	5055	5085	5085
	4.35	Turning radius	Wa (mm)	3050	3050	3050	3050	3050	3050
Performance Data	5.1	Travel speed, laden/unladen	km/h	14/16	14/16	14/16	14/16	13.5/16	13.5/16
	5.2	Lift speed, laden/unladen	m/s	0.265/0.420	0.265/0.400	0.265/0.400	0.235/0.310	0.235/0.310	0.210/0.280
	5.3	Lowering speed, laden/unladen	m/s	0.480/0.410	0.450/0.400	0.450/0.400	0.500/0.340	0.545/0.345	0.545/0.345
	5.7	Gradeability, laden/unladen	%	16/18	16/18	15/17	14/16	13/15	12/14
Electric-engine	6.1	Drive motor rating S2 60 min	kW	35	35	35	35	35	35
	6.2	Lift motor rating at S3 15%	kW	40	40	40	40	40	40
		Steering motor	kW	3	3	3	3	3	3
	6.4	Battery voltage, nominal capacity K5	V/Ah	96/560	96/640	96/720	96/810	96/945	96/945
8.1	Type of drive control		MOSFET/AC	MOSFET/AC	MOSFET/AC	MOSFET/AC	MOSFET/AC	MOSFET/AC	
9.1	Manufacturer		CURTIS	CURTIS	CURTIS	CURTIS	CURTIS	CURTIS	
10.1	Operating pressure for attachment	bar	190	190	190	190	190	190	



Lifting weight: kg





Easy/ Efficiency/ Economy

Advanced

- / Big LCD dashboard is easy to see and provides friendly human-computer interaction and with running hours, self-diagnosis function and mode selection.
- / Regenerative brake(When parking, reversing and declining, the drive motor will charge the battery, energy saving).
- / Energy saving LED lamp.

AC Advantages

- / Three motors are all Full-AC, free maintenance, low cost.
- / High efficiency AC system with full protection functions provides reliability and long working life.

Reliability & Safety

- / Motor controller, contactor, power plug, emergency switch, instrument and other major electrical components adopt international brand products.
- / Electronic and hydraulic overload protection device.
- / CE Certification.



5~7t Mast Specification

Type	Max. lifting height	Overall height			Free lift		Overhang 5~6t/7t	Tilting range F/R	Capacity			
		Lowered	Extended		Without backrest 5~6t/7t	With backrest			Load capacity at 600mm			
			Without backrest 5~6t/7t	With backrest					5t	5.5t	6t	7t
Duplex wide view mast	mm	mm	mm	mm	mm	mm	mm	(°)	kg	kg	kg	kg
	2500	2250	3495/3667	3907	160	160	600	5/10	5000	5500	6000	7000
	2700	2350	3695/3867	4107	160	160	600	5/10	5000	5500	6000	7000
	3000	2500	3995/4167	4407	160	160	600	5/10	5000	5500	6000	7000
	3300	2650	4295/4467	4707	160	160	600	5/10	5000	5500	6000	7000
	3600	2800	4595/4767	5007	160	160	600	5/10	5000	5500	6000	7000
	4000	3000	4995/5167	5407	160	160	600	5/10	5000	5500	6000	7000
	4300	3200	5300/5467	5707	160	160	600	5/8	4900	5400	5900	6900
	4500	3300	5500/5667	5907	160	160	600	5/8	4800	5300	5800	6700
	4800	3450	5800/5967	6207	160	160	600	5/8	4700	5200	5700	6500
	5000	3550	6000/6167	6407	160	160	600	5/8	4500	5000	5500	6100
	5500	3850	6550/6667	6907	160	160	600	5/8	4300	4700	5200	5900
6000	4100	7050/7167	7407	160	160	600	5/8	3900	4400	4900	5800	
Duplex full-free mast	2500	2185	3455/3615	3637	1230/1070	1048	625.5/631.5	5/10	5000	5500	6000	7000
	2700	2300	3655/3815	3837	1345/1185	1163	625.5/631.5	5/10	5000	5500	6000	7000
	3000	2450	3955/4115	4137	1495/1335	1313	625.5/631.5	5/10	5000	5500	6000	7000
	3300	2600	4255/4415	4437	1645/1485	1463	625.5/631.5	5/10	5000	5500	6000	7000
	3600	2750	4555/4715	4737	1795/1635	1613	625.5/631.5	5/10	5000	5500	6000	7000
	4000	2950	4955/5115	5137	1995/1835	1813	625.5/631.5	5/10	5000	5500	6000	7000
	4300	3150	5255/5415	5437	2195/2035	2013	625.5/631.5	5/8	4900	5400	5900	6900
	4500	3250	5455/5615	5637	2295/2135	2113	625.5/631.5	5/8	4800	5300	5800	6700
	4800	3400	5755/5915	5937	2445/2285	2263	625.5/631.5	5/8	4700	5200	5700	6500
	5000	3500	5955/6115	6137	2545/2385	2363	625.5/631.5	5/8	4500	5000	5500	6100
	5500	3800	6455/6615	6637	2800/2685	2663	625.5/631.5	5/8	4300	4700	5200	5900
	4500	2725	5735	5907	1500	1328	667/672	5/8	4700	5200	5700	6600
4800	2825	6035	6207	1600	1428	667/672	5/8	4600	5100	5600	6400	
5000	2875	6213	6407	1672	1478	667/672	5/8	4400	4900	5400	6000	
5500	3075	6785	6907	1800	1678	667/672	5/8	4200	4600	5100	5800	
6000	3225	7235	7407	2000	1828	667/672	5/8	3800	4300	4800	5700	
6500	3375	7713	7907	2172	1978	667/672	5/8	3500	4000	4500	5300	

8~8.5t Mast Specifications

Type	Max. lifting height	Overall height			Free lift		Overhang	Tilting range F/R	Capacity	
		Lowered	Extended		Without backrest	With backrest			Load capacity at 600mm	
			Without backrest	With backrest					8t	8.5t with double tyres
Duplex wide view mast	mm	mm	mm	mm	mm	mm	mm	(°)	kg	kg
	2500	2400	3817	3907	175	175	633.5	5/10	8000	8500
	2700	2500	4017	4107	175	175	633.5	5/10	8000	8500
	3000	2650	4317	4407	175	175	633.5	5/10	8000	8500
	3300	2800	4617	4707	175	175	633.5	5/10	7600	8500
	3600	3000	4917	5007	175	175	633.5	5/10	7500	8200
	4000	3200	5317	5407	175	175	633.5	5/10	7400	8100
	4300	3300	5617	5707	175	175	633.5	5/8	7300	8000
	4500	3450	5817	5907	175	175	633.5	5/8	7100	7900
	4800	3550	6117	6207	175	175	633.5	5/8	6900	7700
	5000	3850	6317	6407	175	175	633.5	5/8	6700	7500
	5500	4100	6817	6907	175	175	633.5	5/8	6400	7100
6000	4350	7317	7407	175	175	633.5	5/8	5900	6600	
Triplex full-free mast	4500	2725	5862	5907	1373	1328	692	5/8	6900	7700
	4800	2825	6162	6207	1473	1428	692	5/8	6700	7500
	5000	2875	6362	6407	1523	1478	692	5/8	6500	7300
	5500	3075	6862	6907	1723	1678	692	5/8	6200	6900
	6000	3225	7362	7407	1873	1828	692	5/8	5700	6400

5-8.5t with Double Tyres

Max. light height	Capacity					
	Load capacity at 600mm					
	5t	5.5t	6t	7t	8t	8.5t
mm	kg	kg	kg	kg	kg	kg
2500	5000	5500	6000	7000	8000	8500
2700	5000	5500	6000	7000	8000	8500
3000	5000	5500	6000	7000	8000	8500
3300	5000	5500	6000	7000	7700	8500
3600	5000	5500	6000	7000	7600	8200
4000	5000	5500	6000	7000	7500	8100
4300	5000	5500	6000	7000	7400	8000
4500	4900	5400	5900	6800	7200	7900
4800	4800	5300	5800	6600	7000	7700
5000	4600	5100	5600	6200	6800	7500
5500	4400	4800	5400	6000	6600	7100
6000	4000	4500	5100	5900	6100	6600
6500	3600	4100	4700	5500		